


CM405RA-M

6" LED SURFACE MOUNT
FLUSH MOUNT DISK DOWNLIGHT



Fixture Type
Project
Notes



The LED Surface Mount Flush Disk Downlight series is designed for residential and commercial applications. With ultra Low profile design measures a depth of only 1-3/8" and ADA Compliant for Wall Mounting can easily install within a standard junction box or housing. The Frosted Polycarbonate Diffuser provides comfortable non-glare lighting with no hot spots. 5-Level field-selectable Color Temperature and Triac Dimming available.



SPECIFICATIONS

INPUT VOLTAGE	120V AC
WATTAGE	15 W
LUMENS	900 Lm
EFFICACY	60 Lm/W
CRI	90+
BEAM ANGLE	120°

DIMMING¹	TRIAC Dimming
ENVIRONMENT	Indoor - Dry & Wet
CERTIFICATIONS	cETLus, T24 Compliant
LUMEN MAINTENANCE	50,000 hours
WARRANTY²	5 years

CM405-M-3090 CM405-M-SW5

¹ Effectively dim down to 10% / See other compatible dimmers on the next page
² See published warranty terms for detailed information

PERFORMANCE

COLOR TEMPERATURE ³	LUMEN ⁴	WATTAGE	EFFICACY	CRI
SW5 (27/30/35/40/50K) ⁵	900 Lm	15 W	60 Lm/W	90+
3000K	900 Lm	15 W	60 Lm/W	90+

^{3&4} CCT within +/-10%
⁵ Switchable CCT

ORDERING INFO

	MODEL CM405RA	SIZE M M - 6"	CCT / CRI 3090 - 3000K 90CRI SW5 - Switchable CCT (27/30/35/40/50) / 90 CRI	TRIM FINISH BN - Brushed Nickel* WH - White
--	-------------------------	----------------------------	---	--

* For CM405RA-M-3090

CM405RA-M

6" LED SURFACE MOUNT
FLUSH MOUNT DISK DOWNLIGHT



Fixture Type
Project
Notes

ACCESSORIES

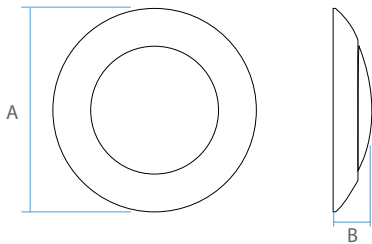
Optional Accessories



PART NUMBER	CM405M-MK
DESCRIPTION	Mounting clip and E26 socket adapter



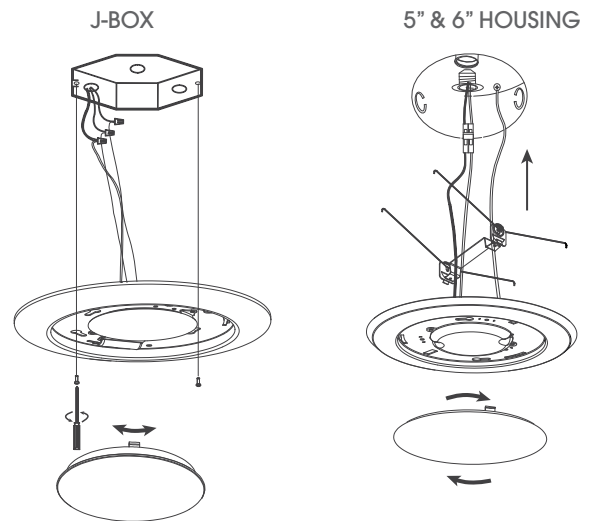
DIMENSIONAL DRAWINGS



DIMENSIONS

A	7-3/8"	186 mm
B	1-3/8"	34 mm

INSTALLATION



Each Box includes:

- 6" Disk Light
- 2 J-box Screws
- 3 Wire Nuts

COMPATIBLE DIMMERS

LEVITON	6681, 6672
LUTRON	PD-6WCL, DVCL-153P, CTCL-153P, MACL-153M, TGCL-153P